

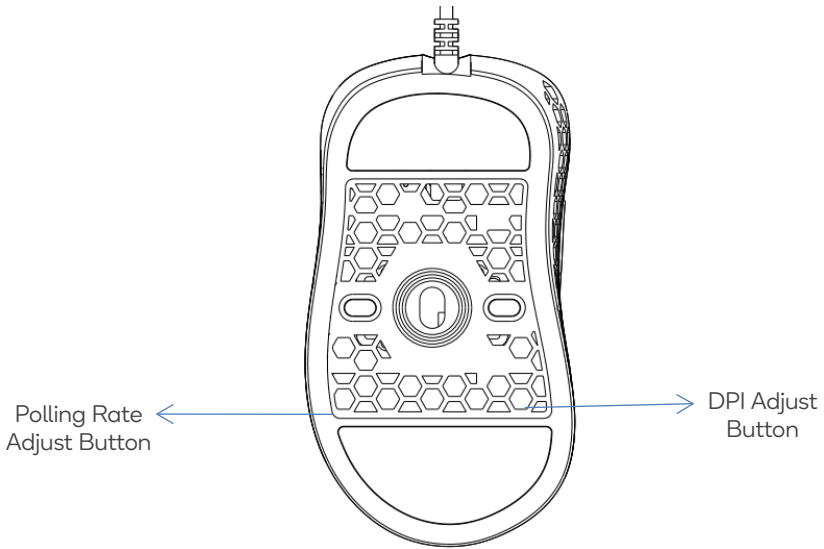
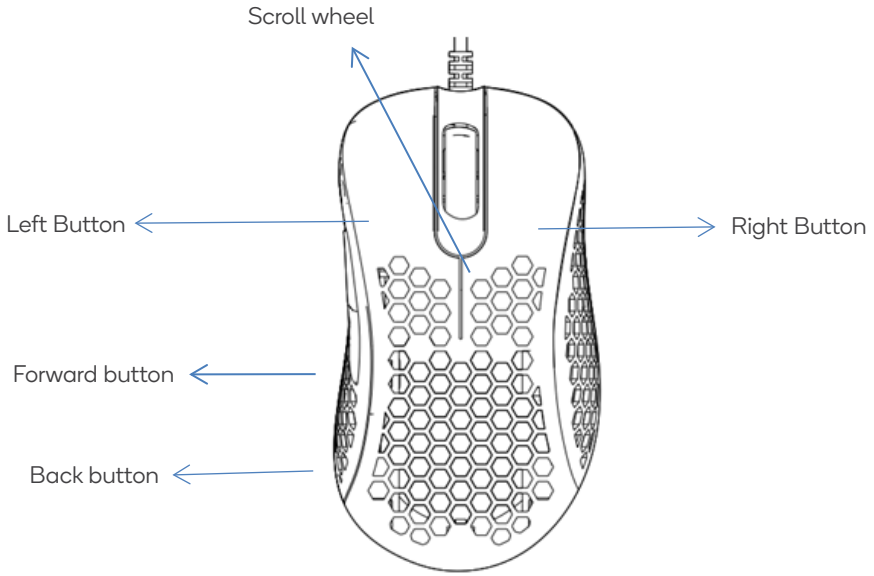


# **GM-AIR ULTRA LIGHT WEIGHT RGB 6400DPI GAMING MOUSE**

KAGMAIRGRYA, KAGMAIRGRYA



# OVERVIEW



# OPERATION

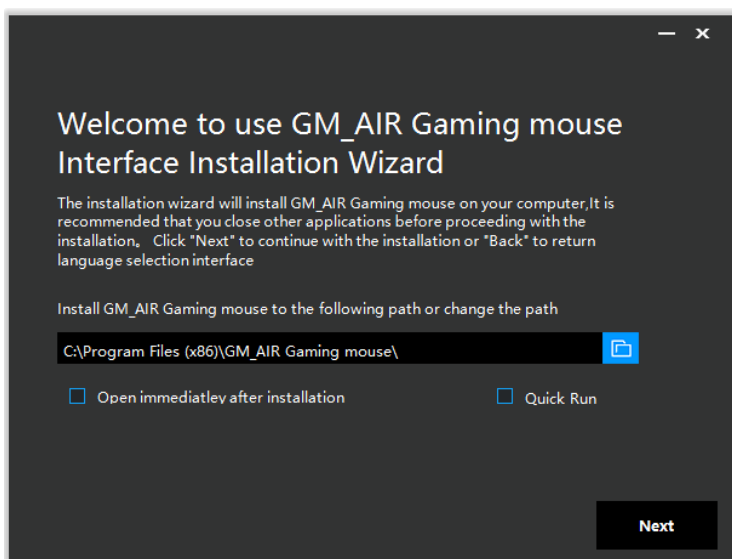
## Connecting to PC

Connect the mouse to a spare USB port on your PC.

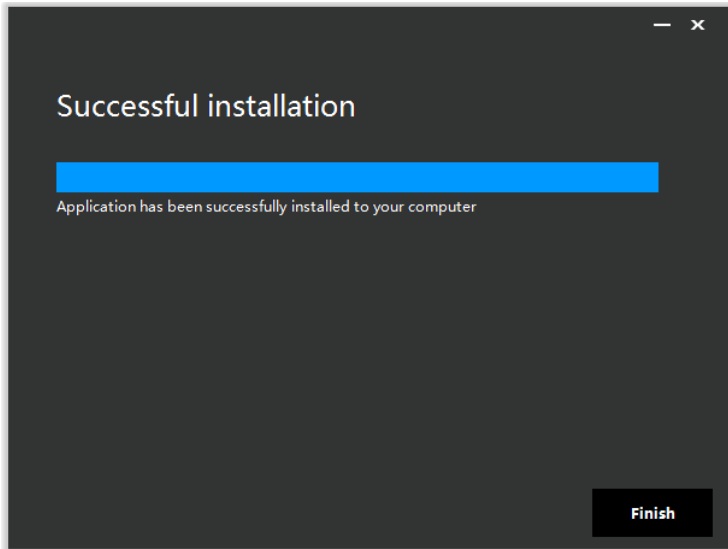


## Operation Instructions

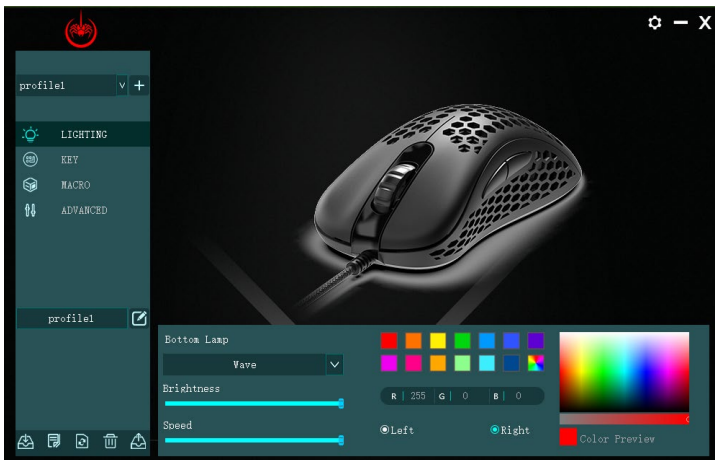

1. First, connect the mouse to your PC. Open the installation folder and double click the Install Shield Wizard (Setup.exe) to install the software.
2. Click “Next” to select the destination location, then click “Next” again to install.



3. Click "Finish" to complete the installation process.



4. A program shortcut will be placed on the desktop: double click the icon to bring up setting interface.



# SPECIFICATIONS

Buttons	7
LED	RGB Running LED
Sensor	PIXART PMW-3327
Polling rate	125-250-500-1000Hz
Frame Rate	12000FPS
Maximum Acceleration	30G
Working voltage	DC 4.5V~5.5V
Working Current	<120mA
DPI mode	800-1200-1600-2000-2400-3200-6000, up to 6400 by software
Size	125 x 68.5 x 42.7mm
Weight	65g±5g
Switch Life	Omron switch with 20 million click lifetime
Cable Length	1.8m cable with magnetic ring + golden plated USB
System Requirements	Windows XP/Vista/7/8/10 software support



### **Need more information?**

We hope that this user guide has given you the assistance needed for a simple set-up. For the most up-to-date guide for your product, as well as any additional assistance you may require, head online to **[help.kogan.com](http://help.kogan.com)**

kogan